

## CERTIFICADO DE CALIBRACIÓN / CALIBRATION CERTIFICATE

**INNOVATECIS CIA LTDA**

General José María Guerrero N69-170 y Alfonso del Hierro

Quito, Ecuador

(+593) 02 6040 607

innovatec@innovatec.com.ec

**Certificado No. (Certificate #):** 66351

**Fecha de Recepción (Reception Date):** 2026-02-23

**Fecha de Calibración (Calibration Date):** 2026-02-26

**Próxima Fecha de Calibración (Calibration Due):** 2028-02

**Fecha de Emisión (Emission Date):** 2026-02-26

**Cliente (Client):** ECUAJUGOS SA  
 Víctor Cartagena Y Chile; Cayambe, CAYAMBE, PICHINCHA

**Información del Instrumento (Instrument Information)**

<b>Equipo (Instrument):</b>	Microbaño	<b>Int. de Medición:</b> (Measurement Range)	(35 a 200) °C	<b>Ubicación:</b> (Location):	*****
<b>Marca (Brand):</b>	FLUKE				
<b>Modelo (Model):</b>	6102	<b>División de escala:</b> (Resolution)	0.01 °C	<b>Lugar de Calibración:</b> (Place of Calibration):	Lab. INNOVATEC INNOVATEC's Lab.
<b>Serie/Código:</b>	A89225 / 80047861001220031913				

**Datos de Calibración (Calibration Info)**
**Procedimiento (Procedure):** INN-PC-29

**Condiciones Ambientales (Environmental Conditions)**
**Temp. Inicial (Initial Temp.):** 21.5 °C

**Hum. Inicial (Initial Hum.):** 54.6 %HR

**Temp. Final (Final Temp.):** 22.3 °C

**Hum. Final (Final Hum.):** 55.1 %HR

**Trazabilidad (Traceability Info)**

Patrón (Standard)	Marca (Brand)	Cert. #	Última Calibración (Last Cal.)	Período (Period)
PRT	ISOTECH	AC-31859	2025-06-30	2 años
Advanced Multimeter	Transmille	51065	2024-03-26	2 años
-	-	-	-	-
-	-	-	-	-
-	-	-	-	-
-	-	-	-	-

**Resultados (Results)**

Ver Resultados en Hoja Adjunta

See results in attached Sheet

El presente Certificado de Calibración posee la trazabilidad en esta magnitud hacia el Patrón Nacional, a través de la realización de la unidad de medida en el NPL, NIST, u otro Laboratorio Nacional reconocido al Sistema Internacional de Medidas. La calibración fue realizada bajo un Sistema de Gestión de Laboratorio conforme a la Norma ISO/IEC 17025:2017. Los resultados y su incertidumbre reportada con un nivel de confianza de  $k=2$ , 95% son relacionados a este instrumento y en el tiempo que se realizó las medidas. Este Laboratorio no se responsabiliza de los perjuicios que pueda ocasionar el uso inadecuado del instrumento calibrado. La reproducción parcial es prohibida, la reproducción total deberá hacerse con la autorización escrita aprobada por INNOVATEC Industrial Solutions. *This Certificate of Calibration provides traceability of measurement to the National Standard, through units of measurement realized at the NPL, NIST or other recognized National Standard Laboratories to the International System of Units. The calibration was performed under a Laboratory Management System in accordance with the ISO/IEC 17025:2017 Standard. The results and the reported uncertainty at a confidence level of  $k=2$ , 95% are related only to this instrument and at the time of measurement. This Laboratory is not responsible for any damages that may result from improper use of the calibrated instrument. Partial reproduction is forbidden, the total reproduction must have an approved written authorization by INNOVATEC Industrial Solutions.*

**Comentarios:** Los resultados son un promedio de los datos tomados durante la calibración.

**Comments**
**Calibrado por:** Ing. Isaac Calle  
**Calibrated by:**
**Aprobado por:**  
**Approved by:**

**Fin de Certificado (End of Certificate)**

Certificado No.: 66351      Equipo (Instrument): Microbaño  
 Fecha de Calibración: 2026-02-26      Marca (Brand): FLUKE

Nominal (Nominal)	Patrón (Standard)	UBP (UUT)	Error (Error)	Precisión (Accuracy)	Estabilidad (Stability)	Uniformidad (Uniformity)	Incertidumbre (Uncertainty)
35 °C	34.998 °C	35.00 °C	0.002 °C	± 0.25 °C	0.018 °C	0.015 °C	± 0.030 °C
60 °C	60.015 °C	60.01 °C	-0.005 °C	± 0.25 °C	0.015 °C	0.010 °C	± 0.060 °C
80 °C	79.993 °C	79.99 °C	-0.003 °C	± 0.25 °C	0.017 °C	0.010 °C	± 0.060 °C
100 °C	100.011 °C	100.01 °C	-0.011 °C	± 0.25 °C	0.039 °C	0.025 °C	± 0.080 °C
120 °C	120.022 °C	120.01 °C	-0.012 °C	± 0.25 °C	0.038 °C	0.040 °C	± 0.080 °C
140 °C	140.091 °C	140.10 °C	0.009 °C	± 0.25 °C	0.021 °C	0.015 °C	± 0.060 °C
160 °C	160.083 °C	160.10 °C	0.017 °C	± 0.25 °C	0.034 °C	0.020 °C	± 0.070 °C
180 °C	180.205 °C	180.20 °C	-0.005 °C	± 0.25 °C	0.035 °C	0.025 °C	± 0.070 °C

Diagram de Posición de Sensores (Sensor Position Diagram)



**Leyenda:**

- 1: Patrón de Referencia
- 2: Sensor #1

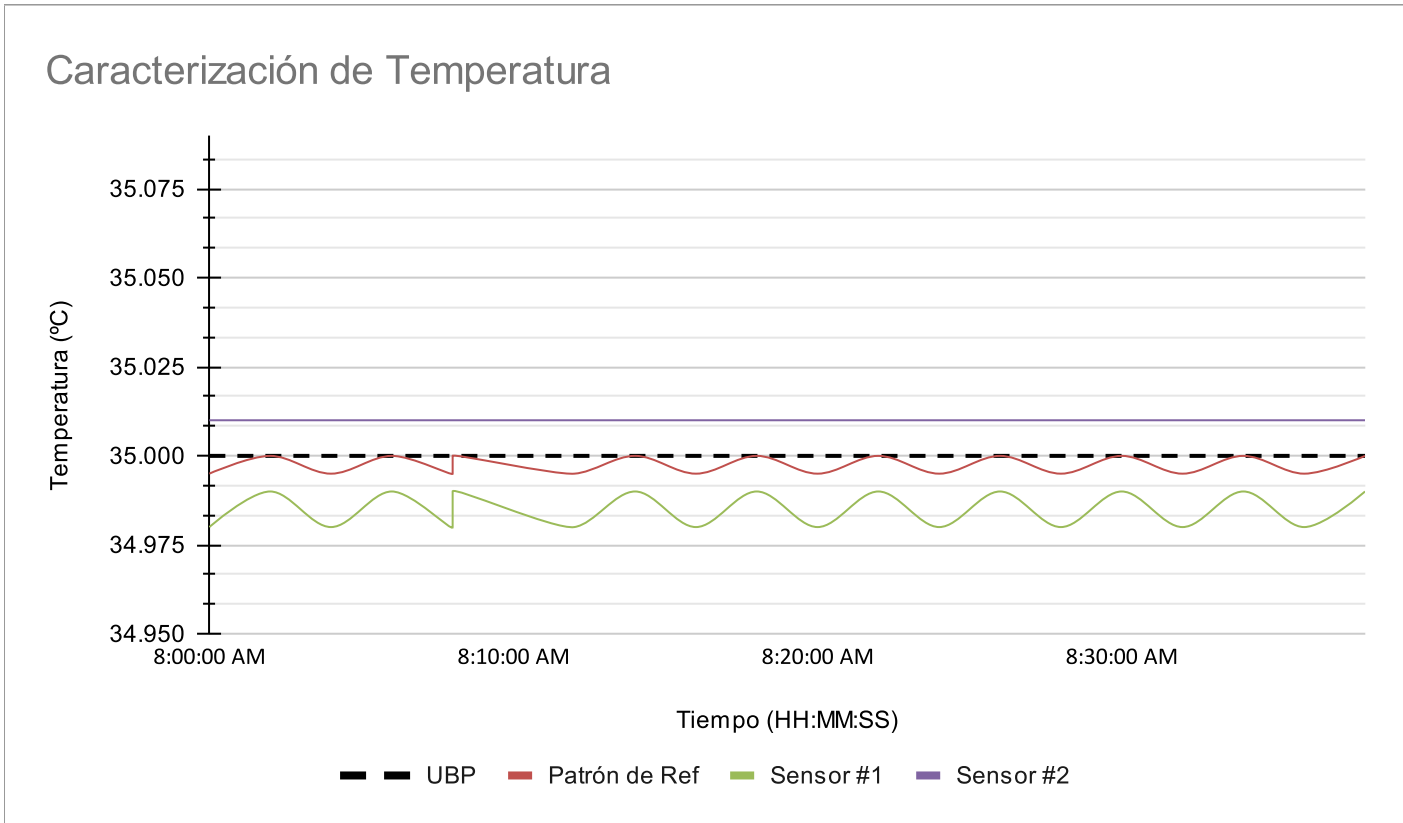
Las imagenes utilizadas solo son un ejemplo de lo puntos de medida empleados y posición de los sensores.

Certificado No.: 66351  
 Fecha de Calibración: 2026-02-26

Equipo (Instrument): Microbaño  
 Marca (Brand): FLUKE

Hora (Time)	UBP (UUT)	Patrón de Ref (Ref. Standard)	Sensor #1 (Sensor #1)	Sensor #2 (Sensor #2)	Sensor #3 (Sensor #3)	Sensor #4 (Sensor #4)	Sensor #5 (Sensor #5)	Sensor #6 (Sensor #6)	Sensor #7 (Sensor #7)	Sensor #8 (Sensor #8)	Error (Error)
8:00:00 AM	35.00 °C	34.9950 °C	34.980 °C	35.010 °C	-	-	-	-	-	-	0.0050 °C
8:02:00 AM	35.00 °C	34.9950 °C	34.990 °C	35.010 °C	-	-	-	-	-	-	0.0010 °C
8:04:00 AM	35.00 °C	34.9950 °C	34.980 °C	35.010 °C	-	-	-	-	-	-	0.0050 °C
8:06:00 AM	35.00 °C	34.9950 °C	34.990 °C	35.010 °C	-	-	-	-	-	-	0.0010 °C
8:08:00 AM	35.00 °C	34.9950 °C	34.980 °C	35.010 °C	-	-	-	-	-	-	0.0050 °C
8:08:00 AM	35.00 °C	34.9950 °C	34.990 °C	35.010 °C	-	-	-	-	-	-	0.0010 °C
8:12:00 AM	35.00 °C	34.9950 °C	34.980 °C	35.010 °C	-	-	-	-	-	-	0.0050 °C
8:14:00 AM	35.00 °C	34.9950 °C	34.990 °C	35.010 °C	-	-	-	-	-	-	0.0010 °C
8:16:00 AM	35.00 °C	34.9950 °C	34.980 °C	35.010 °C	-	-	-	-	-	-	0.0050 °C
8:18:00 AM	35.00 °C	34.9950 °C	34.990 °C	35.010 °C	-	-	-	-	-	-	0.0010 °C
8:20:00 AM	35.00 °C	34.9950 °C	34.980 °C	35.010 °C	-	-	-	-	-	-	0.0050 °C
8:22:00 AM	35.00 °C	34.9950 °C	34.990 °C	35.010 °C	-	-	-	-	-	-	0.0010 °C
8:24:00 AM	35.00 °C	34.9950 °C	34.980 °C	35.010 °C	-	-	-	-	-	-	0.0050 °C
8:26:00 AM	35.00 °C	34.9950 °C	34.990 °C	35.010 °C	-	-	-	-	-	-	0.0010 °C
8:28:00 AM	35.00 °C	34.9950 °C	34.980 °C	35.010 °C	-	-	-	-	-	-	0.0050 °C
8:30:00 AM	35.00 °C	34.9950 °C	34.990 °C	35.010 °C	-	-	-	-	-	-	0.0010 °C
8:32:00 AM	35.00 °C	34.9950 °C	34.980 °C	35.010 °C	-	-	-	-	-	-	0.0050 °C
8:34:00 AM	35.00 °C	34.9950 °C	34.990 °C	35.010 °C	-	-	-	-	-	-	0.0010 °C
8:36:00 AM	35.00 °C	34.9950 °C	34.980 °C	35.010 °C	-	-	-	-	-	-	0.0050 °C
8:38:00 AM	35.00 °C	34.9950 °C	34.990 °C	35.010 °C	-	-	-	-	-	-	0.0010 °C

Graficos (Graphs):

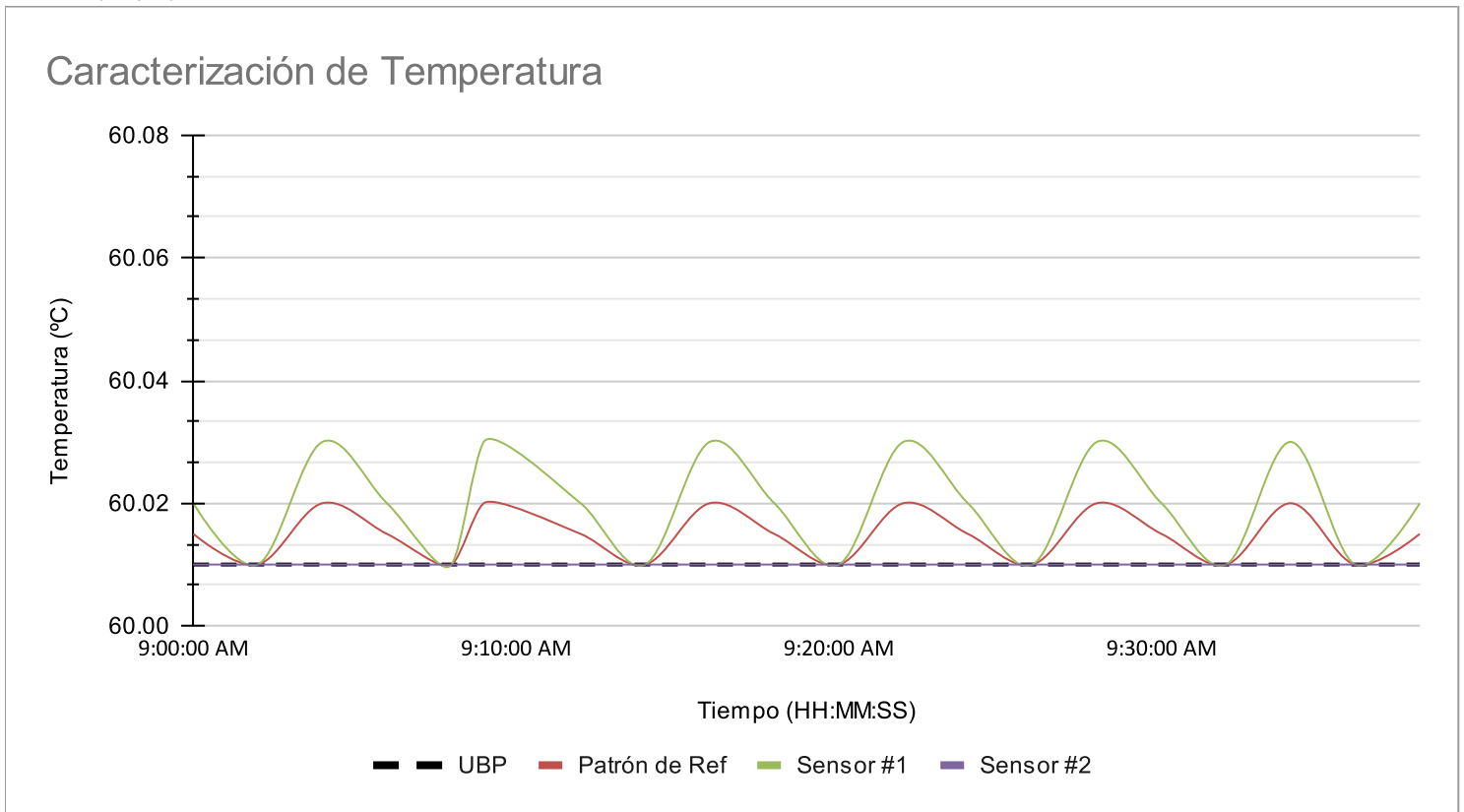


Certificado No.: 66351  
 Fecha de Calibración: 2026-02-26

Equipo (Instrument): Microbaño  
 Marca (Brand): FLUKE

Hora (Time)	UBP (UUT)	Patrón de Ref (Ref. Standard)	Sensor #1 (Sensor #1)	Sensor #2 (Sensor #2)	Sensor #3 (Sensor #3)	Sensor #4 (Sensor #4)	Sensor #5 (Sensor #5)	Sensor #6 (Sensor #6)	Sensor #7 (Sensor #7)	Sensor #8 (Sensor #8)	Error (Error)
9:00:00 AM	60.01 °C	60.015 °C	60.020 °C	60.010 °C	-	-	-	-	-	-	-0.0050 °C
9:02:00 AM	60.01 °C	60.010 °C	60.010 °C	60.010 °C	-	-	-	-	-	-	0.0010 °C
9:04:00 AM	60.01 °C	60.020 °C	60.030 °C	60.010 °C	-	-	-	-	-	-	-0.0100 °C
9:06:00 AM	60.01 °C	60.015 °C	60.020 °C	60.010 °C	-	-	-	-	-	-	-0.0050 °C
9:08:00 AM	60.01 °C	60.010 °C	60.010 °C	60.010 °C	-	-	-	-	-	-	0.0010 °C
9:09:00 AM	60.01 °C	60.020 °C	60.030 °C	60.010 °C	-	-	-	-	-	-	-0.0100 °C
9:12:00 AM	60.01 °C	60.015 °C	60.020 °C	60.010 °C	-	-	-	-	-	-	-0.0050 °C
9:14:00 AM	60.01 °C	60.010 °C	60.010 °C	60.010 °C	-	-	-	-	-	-	0.0010 °C
9:16:00 AM	60.01 °C	60.020 °C	60.030 °C	60.010 °C	-	-	-	-	-	-	-0.0100 °C
9:18:00 AM	60.01 °C	60.015 °C	60.020 °C	60.010 °C	-	-	-	-	-	-	-0.0050 °C
9:20:00 AM	60.01 °C	60.010 °C	60.010 °C	60.010 °C	-	-	-	-	-	-	0.0010 °C
9:22:00 AM	60.01 °C	60.020 °C	60.030 °C	60.010 °C	-	-	-	-	-	-	-0.0100 °C
9:24:00 AM	60.01 °C	60.015 °C	60.020 °C	60.010 °C	-	-	-	-	-	-	-0.0050 °C
9:26:00 AM	60.01 °C	60.010 °C	60.010 °C	60.010 °C	-	-	-	-	-	-	0.0010 °C
9:28:00 AM	60.01 °C	60.020 °C	60.030 °C	60.010 °C	-	-	-	-	-	-	-0.0100 °C
9:30:00 AM	60.01 °C	60.015 °C	60.020 °C	60.010 °C	-	-	-	-	-	-	-0.0050 °C
9:32:00 AM	60.01 °C	60.010 °C	60.010 °C	60.010 °C	-	-	-	-	-	-	0.0010 °C
9:34:00 AM	60.01 °C	60.020 °C	60.030 °C	60.010 °C	-	-	-	-	-	-	-0.0100 °C
9:36:00 AM	60.01 °C	60.010 °C	60.010 °C	60.010 °C	-	-	-	-	-	-	0.0010 °C
9:38:00 AM	60.01 °C	60.015 °C	60.020 °C	60.010 °C	-	-	-	-	-	-	-0.0050 °C

Graficos (Graphs):

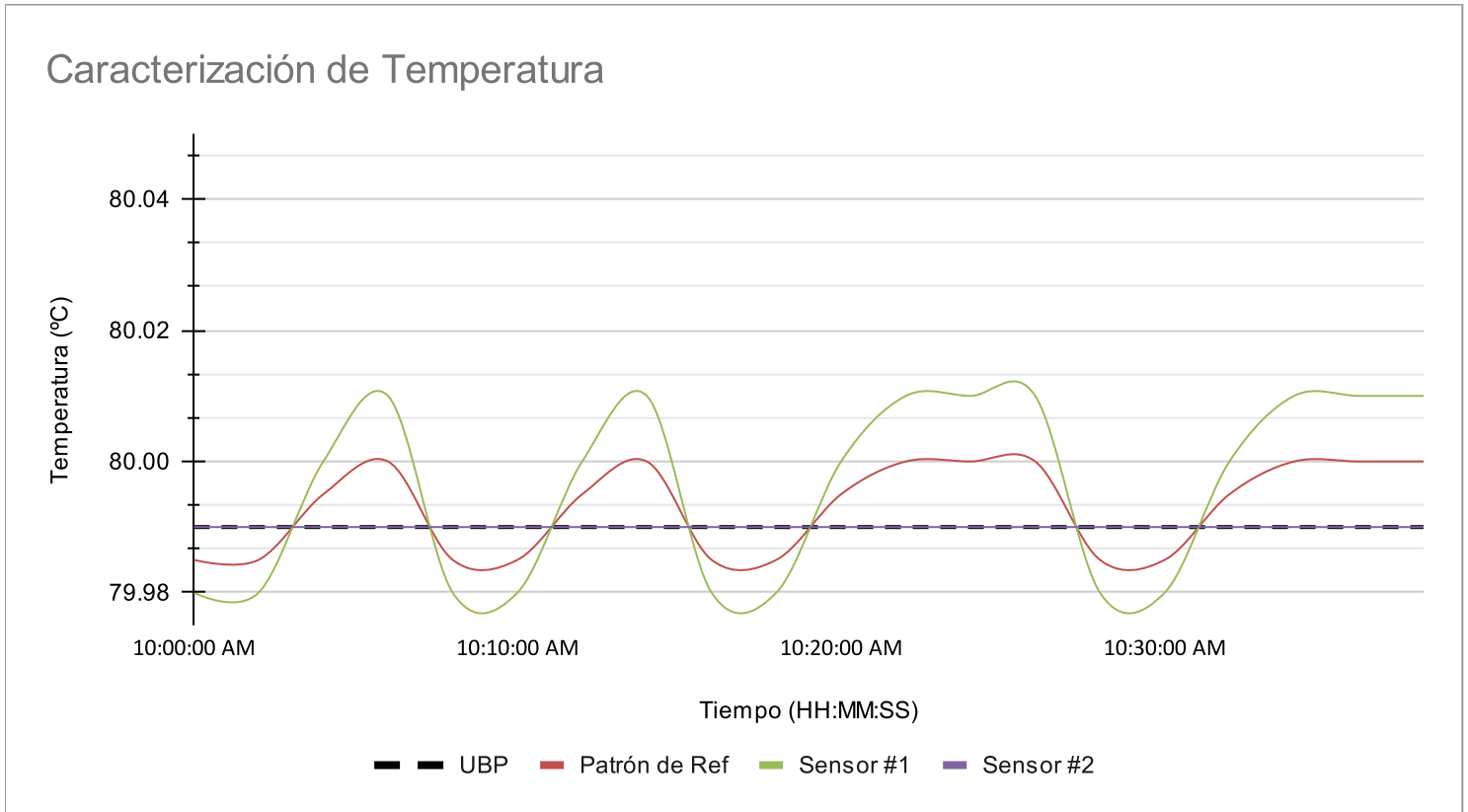


Certificado No.: 66351  
 Fecha de Calibración: 2026-02-26

Equipo (Instrument): Microbaño  
 Marca (Brand): FLUKE

Hora (Time)	UBP (UUT)	Patrón de Ref (Ref. Standard)	Sensor #1 (Sensor #1)	Sensor #2 (Sensor #2)	Sensor #3 (Sensor #3)	Sensor #4 (Sensor #4)	Sensor #5 (Sensor #5)	Sensor #6 (Sensor #6)	Sensor #7 (Sensor #7)	Sensor #8 (Sensor #8)	Error (Error)
10:00:00 AM	79.99 °C	79.985 °C	79.980 °C	79.990 °C	-	-	-	-	-	-	0.0050 °C
10:02:00 AM	79.99 °C	79.985 °C	79.980 °C	79.990 °C	-	-	-	-	-	-	0.0050 °C
10:04:00 AM	79.99 °C	79.995 °C	80.000 °C	79.990 °C	-	-	-	-	-	-	-0.0050 °C
10:06:00 AM	79.99 °C	80.000 °C	80.010 °C	79.990 °C	-	-	-	-	-	-	-0.0100 °C
10:08:00 AM	79.99 °C	79.985 °C	79.980 °C	79.990 °C	-	-	-	-	-	-	0.0050 °C
10:10:00 AM	79.99 °C	79.985 °C	79.980 °C	79.990 °C	-	-	-	-	-	-	0.0050 °C
10:12:00 AM	79.99 °C	79.995 °C	80.000 °C	79.990 °C	-	-	-	-	-	-	-0.0050 °C
10:14:00 AM	79.99 °C	80.000 °C	80.010 °C	79.990 °C	-	-	-	-	-	-	-0.0100 °C
10:16:00 AM	79.99 °C	79.985 °C	79.980 °C	79.990 °C	-	-	-	-	-	-	0.0050 °C
10:18:00 AM	79.99 °C	79.985 °C	79.980 °C	79.990 °C	-	-	-	-	-	-	0.0050 °C
10:20:00 AM	79.99 °C	79.995 °C	80.000 °C	79.990 °C	-	-	-	-	-	-	-0.0050 °C
10:22:00 AM	79.99 °C	80.000 °C	80.010 °C	79.990 °C	-	-	-	-	-	-	-0.0100 °C
10:24:00 AM	79.99 °C	80.000 °C	80.010 °C	79.990 °C	-	-	-	-	-	-	-0.0100 °C
10:26:00 AM	79.99 °C	80.000 °C	80.010 °C	79.990 °C	-	-	-	-	-	-	-0.0100 °C
10:28:00 AM	79.99 °C	79.985 °C	79.980 °C	79.990 °C	-	-	-	-	-	-	0.0050 °C
10:30:00 AM	79.99 °C	79.985 °C	79.980 °C	79.990 °C	-	-	-	-	-	-	0.0050 °C
10:32:00 AM	79.99 °C	79.995 °C	80.000 °C	79.990 °C	-	-	-	-	-	-	-0.0050 °C
10:34:00 AM	79.99 °C	80.000 °C	80.010 °C	79.990 °C	-	-	-	-	-	-	-0.0100 °C
10:36:00 AM	79.99 °C	80.000 °C	80.010 °C	79.990 °C	-	-	-	-	-	-	-0.0100 °C
10:38:00 AM	79.99 °C	80.000 °C	80.010 °C	79.990 °C	-	-	-	-	-	-	-0.0100 °C

Graficos (Graphs):

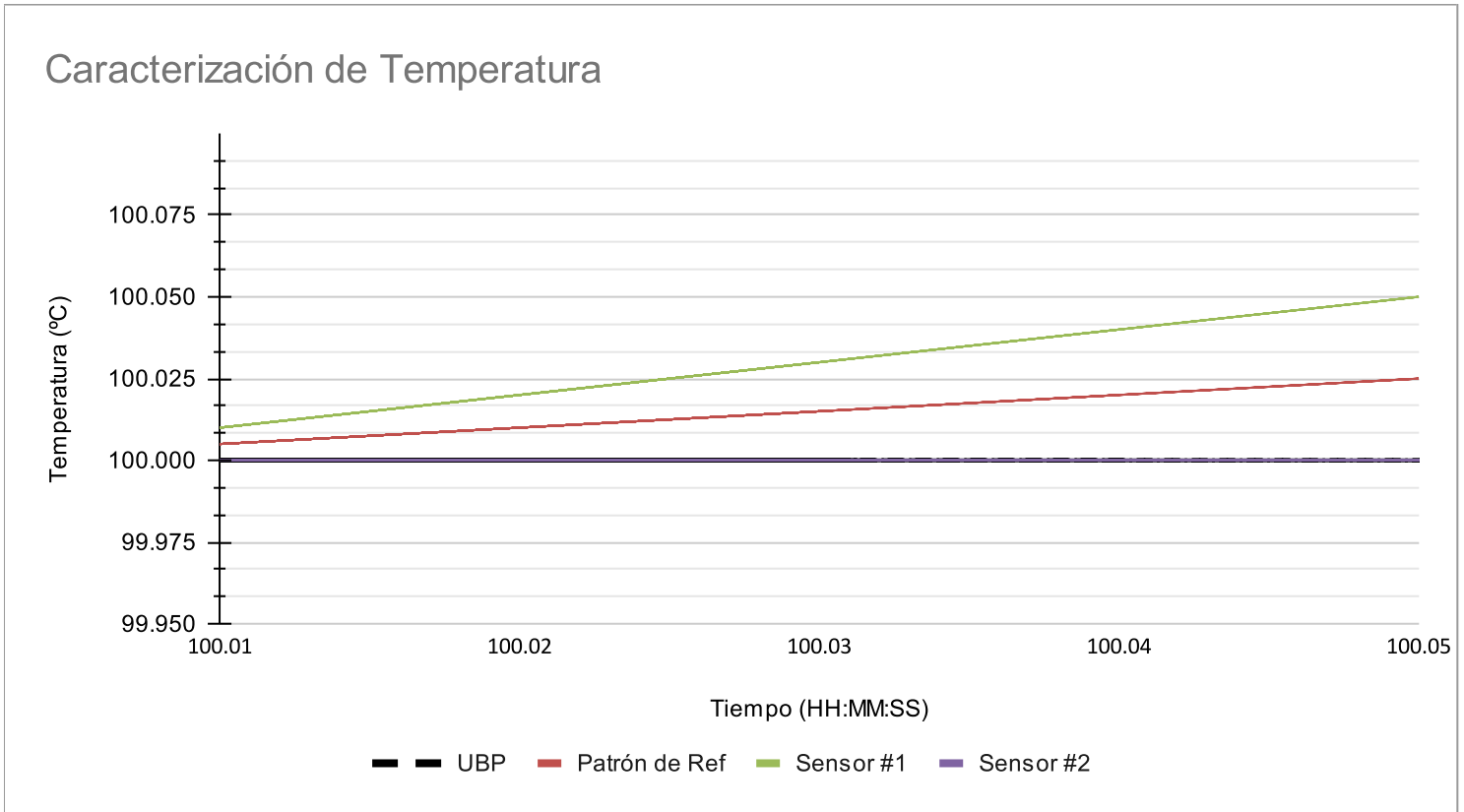


Certificado No.: 66351  
 Fecha de Calibración: 2026-02-26

Equipo (Instrument): Microbaño  
 Marca (Brand): FLUKE

Hora (Time)	UBP (UUT)	Patrón de Ref (Ref. Standard)	Sensor #1 (Sensor #1)	Sensor #2 (Sensor #2)	Sensor #3 (Sensor #3)	Sensor #4 (Sensor #4)	Sensor #5 (Sensor #5)	Sensor #6 (Sensor #6)	Sensor #7 (Sensor #7)	Sensor #8 (Sensor #8)	Error (Error)
11:00:00 AM	100 °C	100.005 °C	100.010 °C	100.010 °C	-	-	-	-	-	-	-0.0050 °C
11:02:00 AM	100 °C	100.015 °C	100.030 °C	100.010 °C	-	-	-	-	-	-	-0.0150 °C
11:04:00 AM	100 °C	100.020 °C	100.040 °C	100.020 °C	-	-	-	-	-	-	-0.0200 °C
11:06:00 AM	100 °C	100.005 °C	100.010 °C	100.030 °C	-	-	-	-	-	-	-0.0050 °C
11:08:00 AM	100 °C	100.010 °C	100.020 °C	100.040 °C	-	-	-	-	-	-	-0.0100 °C
11:11:00 AM	100 °C	100.015 °C	100.030 °C	100.010 °C	-	-	-	-	-	-	-0.0150 °C
11:12:00 AM	100 °C	100.005 °C	100.010 °C	100.010 °C	-	-	-	-	-	-	-0.0050 °C
11:14:00 AM	100 °C	100.025 °C	100.050 °C	100.010 °C	-	-	-	-	-	-	-0.0250 °C
11:16:00 AM	100 °C	100.005 °C	100.010 °C	100.020 °C	-	-	-	-	-	-	-0.0050 °C
11:18:00 AM	100 °C	100.015 °C	100.030 °C	100.030 °C	-	-	-	-	-	-	-0.0150 °C
11:20:00 AM	100 °C	100.005 °C	100.010 °C	100.040 °C	-	-	-	-	-	-	-0.0050 °C
11:22:00 AM	100 °C	100.025 °C	100.050 °C	100.010 °C	-	-	-	-	-	-	-0.0250 °C
11:24:00 AM	100 °C	100.005 °C	100.010 °C	100.010 °C	-	-	-	-	-	-	-0.0050 °C
11:26:00 AM	100 °C	100.015 °C	100.030 °C	100.010 °C	-	-	-	-	-	-	-0.0150 °C
11:28:00 AM	100 °C	100.005 °C	100.010 °C	100.020 °C	-	-	-	-	-	-	-0.0050 °C
11:30:00 AM	100 °C	100.015 °C	100.030 °C	100.030 °C	-	-	-	-	-	-	-0.0150 °C
11:32:00 AM	100 °C	100.005 °C	100.010 °C	100.040 °C	-	-	-	-	-	-	-0.0050 °C
11:34:00 AM	100 °C	100.005 °C	100.010 °C	100.010 °C	-	-	-	-	-	-	-0.0050 °C
11:36:00 AM	100 °C	100.005 °C	100.010 °C	100.010 °C	-	-	-	-	-	-	-0.0050 °C
11:38:00 AM	100 °C	100.005 °C	100.010 °C	100.010 °C	-	-	-	-	-	-	-0.0050 °C

Graficos (Graphs):

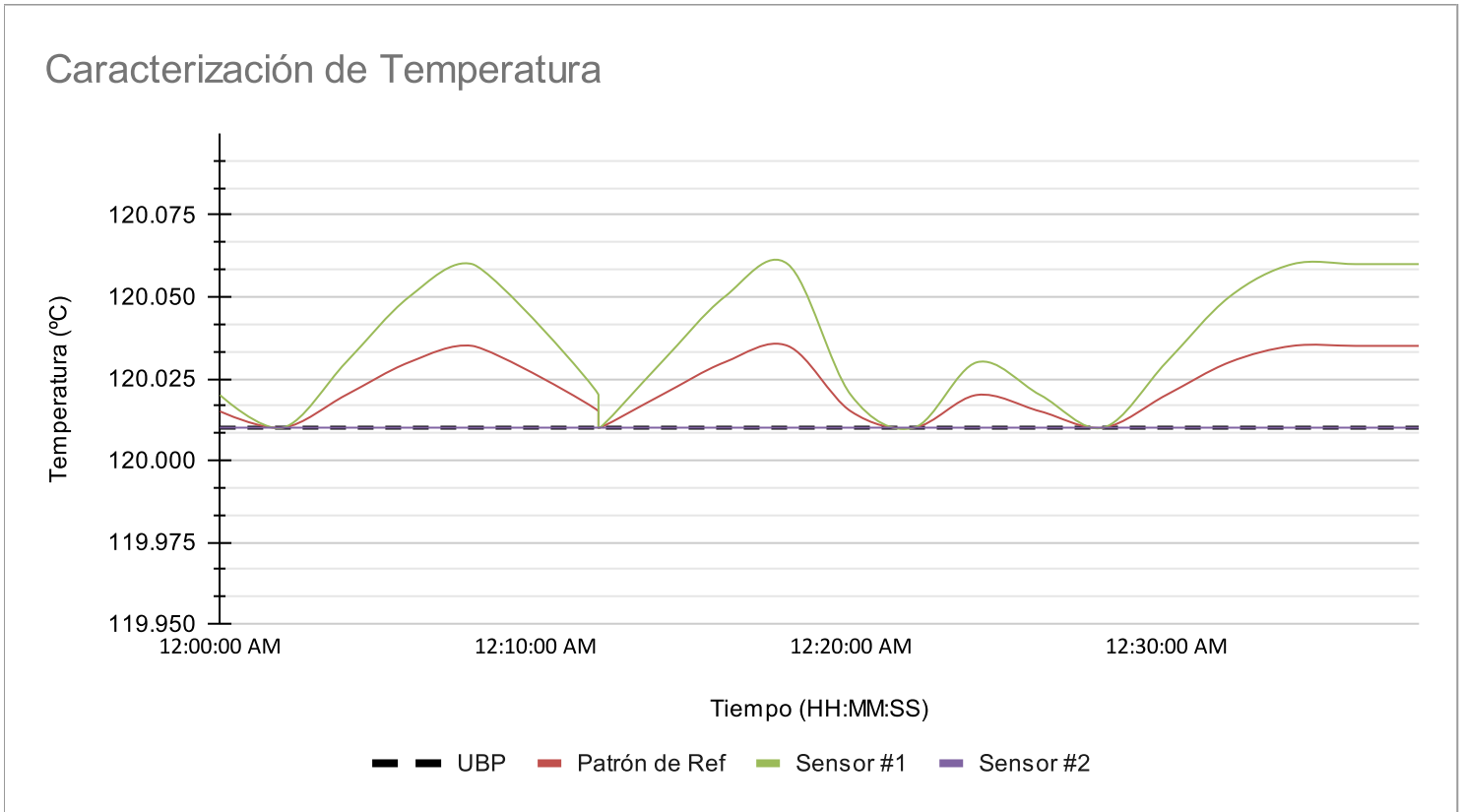


Certificado No.: 66351  
 Fecha de Calibración: 2026-02-26

Equipo (Instrument): Microbaño  
 Marca (Brand): FLUKE

Hora (Time)	UBP (UUT)	Patrón de Ref (Ref. Standard)	Sensor #1 (Sensor #1)	Sensor #2 (Sensor #2)	Sensor #3 (Sensor #3)	Sensor #4 (Sensor #4)	Sensor #5 (Sensor #5)	Sensor #6 (Sensor #6)	Sensor #7 (Sensor #7)	Sensor #8 (Sensor #8)	Error (Error)
12:00:00 AM	120.01 °C	120.015 °C	120.050 °C	120.010 °C							-0.0051 °C
12:02:00 AM	120.01 °C	120.010 °C	120.060 °C	120.010 °C							0.0010 °C
12:04:00 AM	120.01 °C	120.020 °C	120.020 °C	120.010 °C							-0.0110 °C
12:06:00 AM	120.01 °C	120.030 °C	120.010 °C	120.010 °C							-0.0210 °C
12:08:00 AM	120.01 °C	120.035 °C	120.030 °C	120.010 °C							-0.0251 °C
12:12:00 AM	120.01 °C	120.015 °C	120.050 °C	120.010 °C							-0.0051 °C
12:12:00 AM	120.01 °C	120.010 °C	120.060 °C	120.010 °C							0.0010 °C
12:14:00 AM	120.01 °C	120.020 °C	120.020 °C	120.010 °C							-0.0110 °C
12:16:00 AM	120.01 °C	120.030 °C	120.010 °C	120.010 °C							-0.0210 °C
12:18:00 AM	120.01 °C	120.035 °C	120.030 °C	120.010 °C							-0.0251 °C
12:20:00 AM	120.01 °C	120.015 °C	120.020 °C	120.010 °C							-0.0051 °C
12:22:00 AM	120.01 °C	120.010 °C	120.010 °C	120.010 °C							0.0010 °C
12:24:00 AM	120.01 °C	120.020 °C	120.030 °C	120.010 °C							-0.0110 °C
12:26:00 AM	120.01 °C	120.015 °C	120.050 °C	120.010 °C							-0.0051 °C
12:28:00 AM	120.01 °C	120.010 °C	120.060 °C	120.010 °C							0.0010 °C
12:30:00 AM	120.01 °C	120.020 °C	120.060 °C	120.010 °C							-0.0110 °C
12:32:00 AM	120.01 °C	120.030 °C	120.060 °C	120.010 °C							-0.0210 °C
12:34:00 AM	120.010 °C	120.035 °C	120.020 °C	120.010 °C							-0.0251 °C
12:36:00 AM	120.01 °C	120.035 °C	120.020 °C	120.010 °C							-0.0251 °C
12:38:00 AM	120.01 °C	120.035 °C	120.020 °C	120.010 °C							-0.0251 °C

Graficos (Graphs):

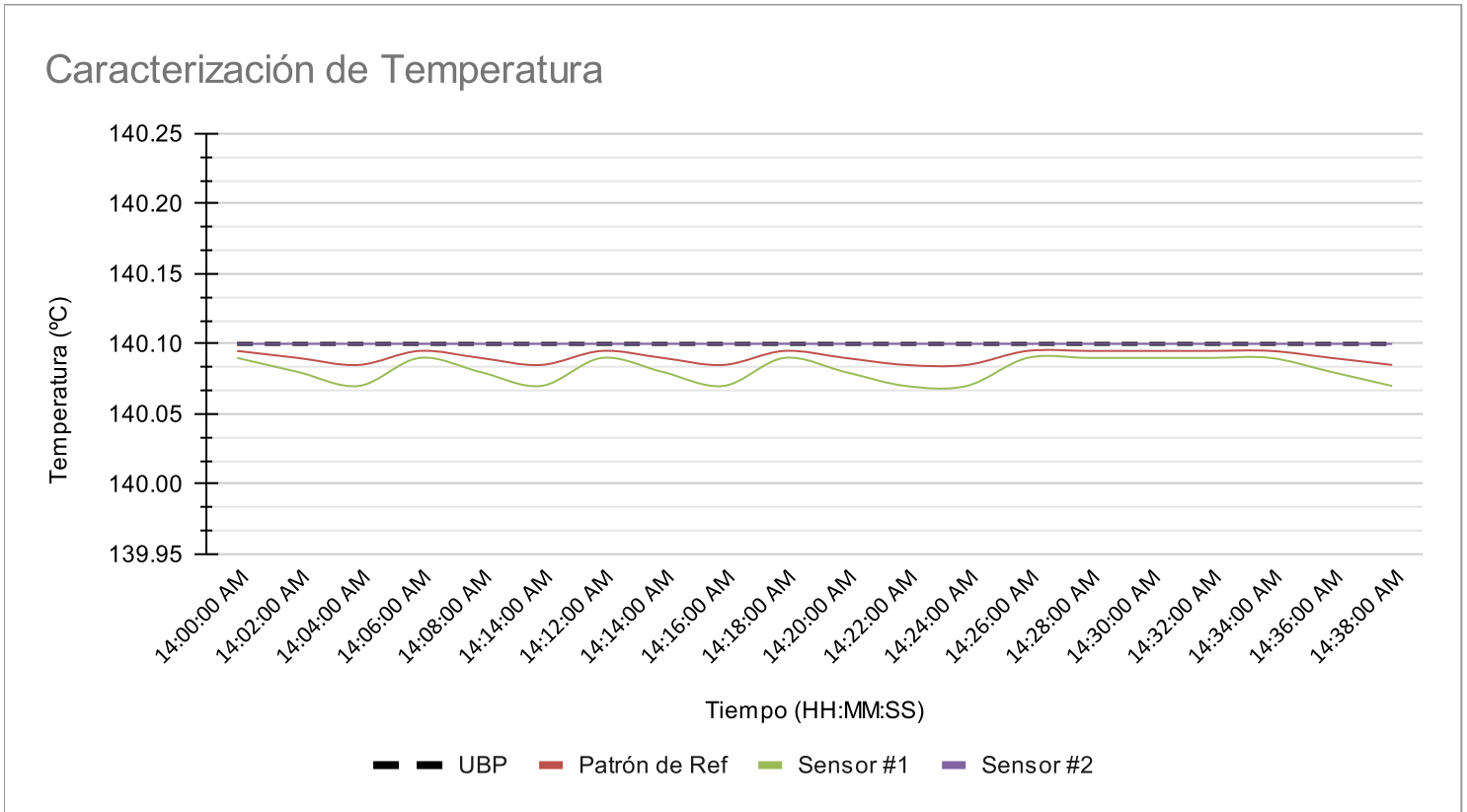


Certificado No.: 66351  
 Fecha de Calibración: 2026-02-26

Equipo (Instrument): Microbaño  
 Marca (Brand): FLUKE

Hora (Time)	UBP (UUT)	Patrón de Ref (Ref. Standard)	Sensor #1 (Sensor #1)	Sensor #2 (Sensor #2)	Sensor #3 (Sensor #3)	Sensor #4 (Sensor #4)	Sensor #5 (Sensor #5)	Sensor #6 (Sensor #6)	Sensor #7 (Sensor #7)	Sensor #8 (Sensor #8)	Error (Error)
14:00:00 AM	140.1 °C	140.095 °C	140.090 °C	140.100 °C	-	-	-	-	-	-	0.0050 °C
14:02:00 AM	140.1 °C	140.090 °C	140.080 °C	140.100 °C	-	-	-	-	-	-	0.0100 °C
14:04:00 AM	140.1 °C	140.085 °C	140.070 °C	140.100 °C	-	-	-	-	-	-	0.0150 °C
14:06:00 AM	140.1 °C	140.095 °C	140.090 °C	140.100 °C	-	-	-	-	-	-	0.0050 °C
14:08:00 AM	140.1 °C	140.090 °C	140.080 °C	140.100 °C	-	-	-	-	-	-	0.0100 °C
14:14:00 AM	140.1 °C	140.085 °C	140.070 °C	140.100 °C	-	-	-	-	-	-	0.0150 °C
14:12:00 AM	140.1 °C	140.095 °C	140.090 °C	140.100 °C	-	-	-	-	-	-	0.0050 °C
14:14:00 AM	140.1 °C	140.090 °C	140.080 °C	140.100 °C	-	-	-	-	-	-	0.0100 °C
14:16:00 AM	140.1 °C	140.085 °C	140.070 °C	140.100 °C	-	-	-	-	-	-	0.0150 °C
14:18:00 AM	140.1 °C	140.095 °C	140.090 °C	140.100 °C	-	-	-	-	-	-	0.0050 °C
14:20:00 AM	140.1 °C	140.090 °C	140.080 °C	140.100 °C	-	-	-	-	-	-	0.0100 °C
14:22:00 AM	140.1 °C	140.085 °C	140.070 °C	140.100 °C	-	-	-	-	-	-	0.0150 °C
14:24:00 AM	140.1 °C	140.085 °C	140.070 °C	140.100 °C	-	-	-	-	-	-	0.0150 °C
14:26:00 AM	140.1 °C	140.095 °C	140.090 °C	140.100 °C	-	-	-	-	-	-	0.0050 °C
14:28:00 AM	140.1 °C	140.095 °C	140.090 °C	140.100 °C	-	-	-	-	-	-	0.0050 °C
14:30:00 AM	140.1 °C	140.095 °C	140.090 °C	140.100 °C	-	-	-	-	-	-	0.0050 °C
14:32:00 AM	140.1 °C	140.095 °C	140.090 °C	140.100 °C	-	-	-	-	-	-	0.0050 °C
14:34:00 AM	140.1 °C	140.095 °C	140.090 °C	140.100 °C	-	-	-	-	-	-	0.0050 °C
14:36:00 AM	140.1 °C	140.090 °C	140.080 °C	140.100 °C	-	-	-	-	-	-	0.0100 °C
14:38:00 AM	140.1 °C	140.085 °C	140.070 °C	140.130 °C	-	-	-	-	-	-	0.0150 °C

Graficos (Graphs):

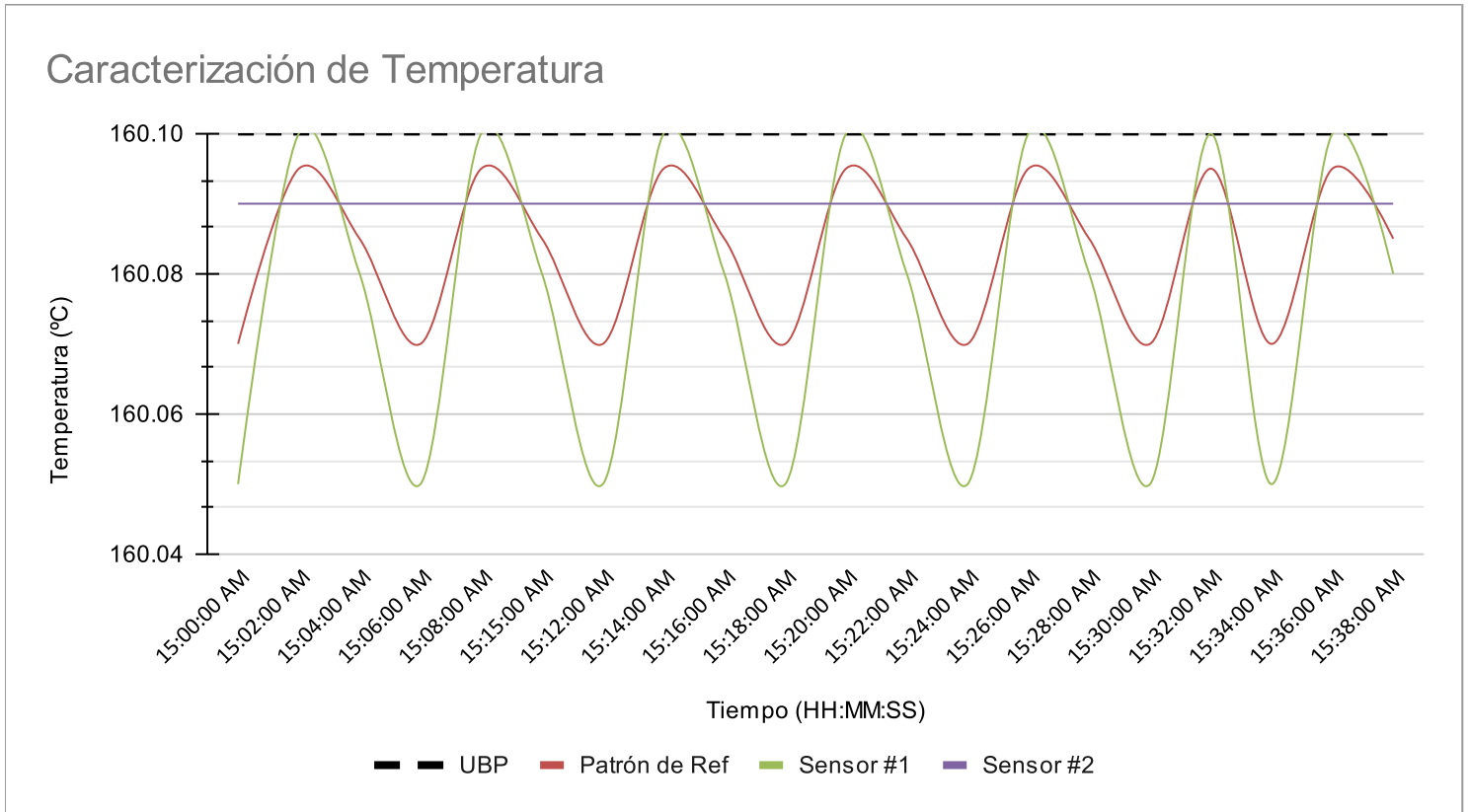


Certificado No.: 66351  
 Fecha de Calibración: 2026-02-26

Equipo (Instrument): Microbaño  
 Marca (Brand): FLUKE

Hora (Time)	UBP (UUT)	Patrón de Ref (Ref. Standard)	Sensor #1 (Sensor #1)	Sensor #2 (Sensor #2)	Sensor #3 (Sensor #3)	Sensor #4 (Sensor #4)	Sensor #5 (Sensor #5)	Sensor #6 (Sensor #6)	Sensor #7 (Sensor #7)	Sensor #8 (Sensor #8)	Error (Error)
15:00:00 AM	160.1 °C	160.070 °C	160.051 °C	160.090 °C	-	-	-	-	-	-	0.0300 °C
15:02:00 AM	160.1 °C	160.095 °C	160.110 °C	160.090 °C	-	-	-	-	-	-	0.0050 °C
15:04:00 AM	160.1 °C	160.085 °C	160.081 °C	160.090 °C	-	-	-	-	-	-	0.0150 °C
15:06:00 AM	160.1 °C	160.070 °C	160.051 °C	160.090 °C	-	-	-	-	-	-	0.0300 °C
15:08:00 AM	160.1 °C	160.095 °C	160.110 °C	160.090 °C	-	-	-	-	-	-	0.0050 °C
15:15:00 AM	160.1 °C	160.085 °C	160.083 °C	160.090 °C	-	-	-	-	-	-	0.0150 °C
15:12:00 AM	160.1 °C	160.070 °C	160.053 °C	160.090 °C	-	-	-	-	-	-	0.0300 °C
15:14:00 AM	160.1 °C	160.095 °C	160.130 °C	160.090 °C	-	-	-	-	-	-	0.0050 °C
15:16:00 AM	160.1 °C	160.085 °C	160.083 °C	160.090 °C	-	-	-	-	-	-	0.0150 °C
15:18:00 AM	160.1 °C	160.070 °C	160.053 °C	160.090 °C	-	-	-	-	-	-	0.0300 °C
15:20:00 AM	160.1 °C	160.095 °C	160.130 °C	160.090 °C	-	-	-	-	-	-	0.0050 °C
15:22:00 AM	160.1 °C	160.085 °C	160.083 °C	160.090 °C	-	-	-	-	-	-	0.0150 °C
15:24:00 AM	160.1 °C	160.070 °C	160.053 °C	160.090 °C	-	-	-	-	-	-	0.0300 °C
15:26:00 AM	160.1 °C	160.095 °C	160.130 °C	160.090 °C	-	-	-	-	-	-	0.0050 °C
15:28:00 AM	160.1 °C	160.085 °C	160.083 °C	160.090 °C	-	-	-	-	-	-	0.0150 °C
15:30:00 AM	160.1 °C	160.070 °C	160.053 °C	160.090 °C	-	-	-	-	-	-	0.0300 °C
15:32:00 AM	160.1 °C	160.095 °C	160.130 °C	160.090 °C	-	-	-	-	-	-	0.0050 °C
15:34:00 AM	160.1 °C	160.070 °C	160.053 °C	160.090 °C	-	-	-	-	-	-	0.0300 °C
15:36:00 AM	160.1 °C	160.095 °C	160.130 °C	160.090 °C	-	-	-	-	-	-	0.0050 °C
15:38:00 AM	160.1 °C	160.085 °C	160.083 °C	160.090 °C	-	-	-	-	-	-	0.0150 °C

Graficos (Graphs):



Certificado No.: 66351  
 Fecha de Calibración: 2026-02-26

Equipo (Instrument): Microbaño  
 Marca (Brand): FLUKE

Hora (Time)	UBP (UUT)	Patrón de Ref (Ref. Standard)	Sensor #1 (Sensor #1)	Sensor #2 (Sensor #2)	Sensor #3 (Sensor #3)	Sensor #4 (Sensor #4)	Sensor #5 (Sensor #5)	Sensor #6 (Sensor #6)	Sensor #7 (Sensor #7)	Sensor #8 (Sensor #8)	Error (Error)
16:00:00 AM	180.2 °C	180.195 °C	180.200 °C	180.190 °C	-	-	-	-	-	-	0.0050 °C
16:02:00 AM	180.2 °C	180.215 °C	180.245 °C	180.190 °C	-	-	-	-	-	-	-0.0154 °C
16:04:00 AM	180.2 °C	180.195 °C	180.240 °C	180.190 °C	-	-	-	-	-	-	0.0050 °C
16:06:00 AM	180.2 °C	180.215 °C	180.243 °C	180.190 °C	-	-	-	-	-	-	-0.0151 °C
16:08:00 AM	180.2 °C	180.195 °C	180.230 °C	180.190 °C	-	-	-	-	-	-	0.0050 °C
16:16:00 AM	180.2 °C	180.215 °C	180.243 °C	180.190 °C	-	-	-	-	-	-	-0.0155 °C
16:12:00 AM	180.2 °C	180.195 °C	180.230 °C	180.190 °C	-	-	-	-	-	-	0.0052 °C
16:14:00 AM	180.2 °C	180.215 °C	180.243 °C	180.190 °C	-	-	-	-	-	-	-0.0150 °C
16:16:00 AM	180.2 °C	180.195 °C	180.230 °C	180.190 °C	-	-	-	-	-	-	0.0050 °C
16:18:00 AM	180.2 °C	180.215 °C	180.243 °C	180.190 °C	-	-	-	-	-	-	-0.0157 °C
16:20:00 AM	180.2 °C	180.195 °C	180.230 °C	180.190 °C	-	-	-	-	-	-	0.0051 °C
16:22:00 AM	180.2 °C	180.215 °C	180.243 °C	180.190 °C	-	-	-	-	-	-	-0.0150 °C
16:24:00 AM	180.2 °C	180.195 °C	180.230 °C	180.190 °C	-	-	-	-	-	-	0.0050 °C
16:26:00 AM	180.2 °C	180.215 °C	180.243 °C	180.190 °C	-	-	-	-	-	-	-0.0152 °C
16:28:00 AM	180.2 °C	180.195 °C	180.230 °C	180.190 °C	-	-	-	-	-	-	0.0050 °C
16:30:00 AM	180.2 °C	180.215 °C	180.243 °C	180.190 °C	-	-	-	-	-	-	-0.0157 °C
16:32:00 AM	180.2 °C	180.195 °C	180.230 °C	180.190 °C	-	-	-	-	-	-	0.0058 °C
16:34:00 AM	180.2 °C	180.215 °C	180.243 °C	180.190 °C	-	-	-	-	-	-	-0.0150 °C
16:36:00 AM	180.2 °C	180.195 °C	180.230 °C	180.190 °C	-	-	-	-	-	-	0.0050 °C
16:38:00 AM	180.2 °C	180.215 °C	180.243 °C	180.190 °C	-	-	-	-	-	-	-0.0155 °C

Graficos (Graphs):

